FLIXX

THE POWER OF AIR HEAT ENERGY

Premium Home Solution for Comfort

Flip your life

2026

Smart Home Energy Solution

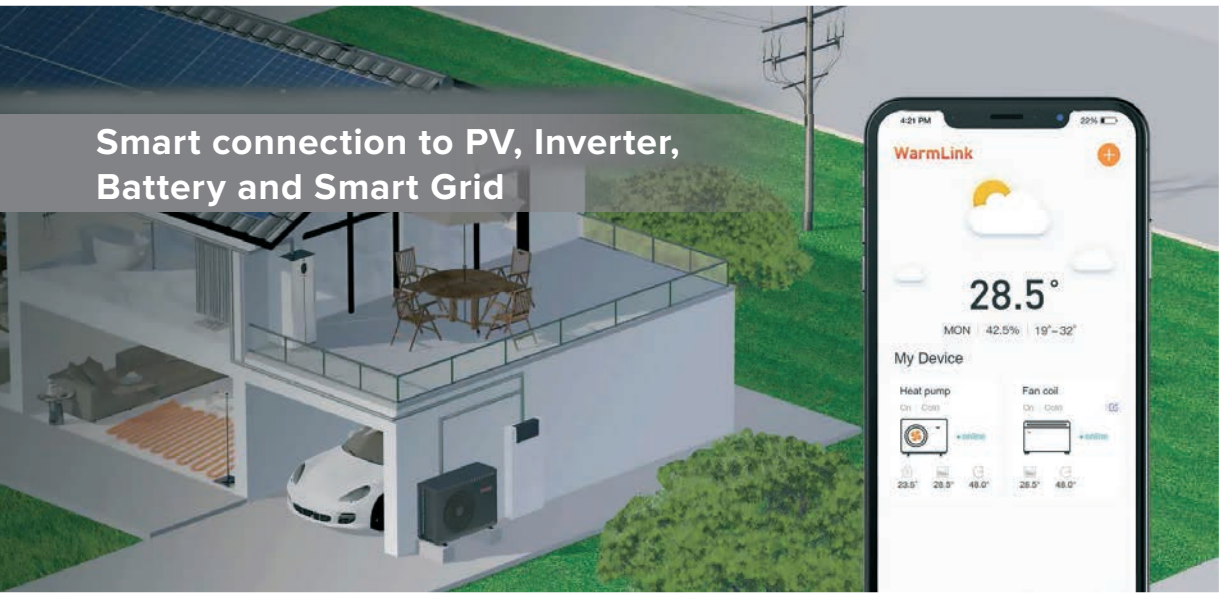

Smart connection to PV, Inverter, Battery and Smart Grid

FLIXX heat pump can connect to users' PV system and maximize the use of PV energy.

EMS

Independently developed EMS system can monitor the energy consumption of users' homes In real time to help users manage home energy usage more smartly and save energy expenses.

Self-developed platform and APP empower users to take charge of ther energy management system, offering a gateway to a smarter energy future.

For better versabillty, PHNIX products are compatible with a varlety of energy management systems. They can also seamlessly adapt to users' existing photovoltale applications.

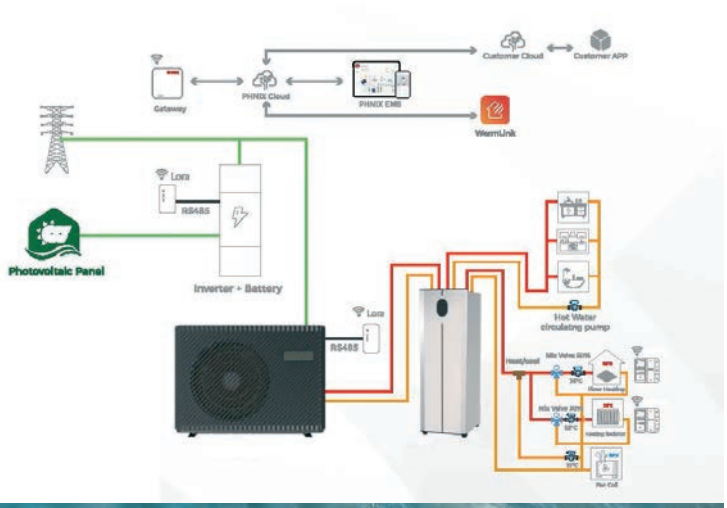

3 installation methods

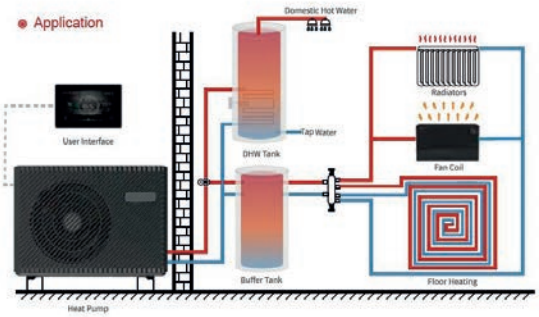

Traditional installation.
3-way valve, DHW tank, storage tank and protection group are mounted in the boiler room, if necessary, additional electric heaters are integrated into the tanks.

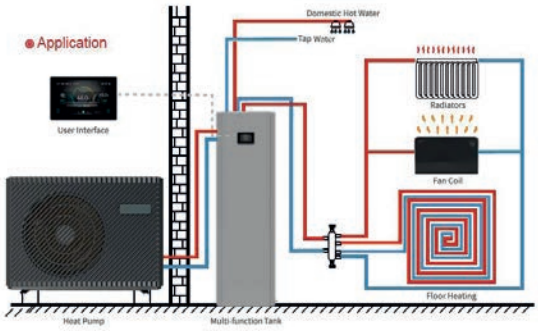

Installation with a multifunctional tank (ALL IN ONE)
Connect the heat pump directly to the multifunctional tank - this is the most convenient installation method. The multifunctional tank includes a hot water supply (DHW) tank, a buffer tank, an expansion tank, an electric heater for DHW and heating and a protection group.

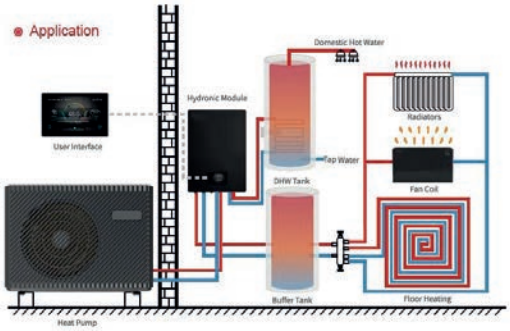

Installation with the multifunctional HYDROBOX module
The heat pump is connected directly to the Hydrobox module. It is also recommended to install a buffer tank and a separate tank for hot water supply, depending on the needs for hot water supply.

FLIXX Green series

Environmentally friendly

Environmentally friendly R290 refrigerant is fully compatible with conventional lubricants and components. With zero ozone depletion potential (ODP=0) and low global warming potential (GWP=3), it does not require synthetic processing, has a minimal impact on the hydrocarbon balance and does not contribute to the greenhouse effect.

Optimum thermal performance

R290 has outstanding thermodynamic efficiency, requiring less refrigerant for equipment with equivalent thermal capacity. This not only reduces costs, but also emphasizes its environmental friendliness.

CO_2 emissions (or Global Warming Potential, GWP) for R290, R32 and R410A:

Gas Type	R290	R32	R410A
GWP	3	675	2088
Weight(kg)	0.8	1.7	2.4
Weight x GWP(kg x GWP)	0.8 x 3	1.7 x 675	2.4 x 2088
CO_2 Emission(kg)	2.4	1350	5011
Conversion of Different Means of Transportation	20-minute drive by car about 14.8km	4-hour flight from Hongkong to Singapore	17-hour flight from Hongkong to Chicago

As an example of a 12 kW R32 heat pump with the same performance, it can be noted that the R32 refrigerant charge is 1.7 kg, while R290 requires only 0.8 kg, which is 40% of the R32 refrigerant volume. Despite the significantly smaller amount of refrigerant, the R290 heat pump is able to provide the same or even higher performance.

FLIXX Green series

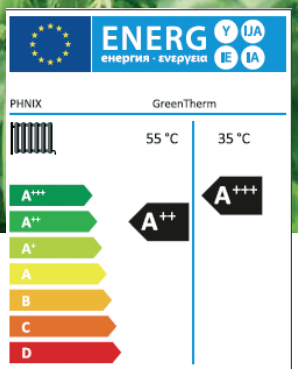

FLIXX Green Series is able to maintain high energy efficiency across various ambient temperatures, ensuring optimal comfort while minimizing energy consumption.

A+++ energy label at 35°C
A++ energy label at 55°C

Outstanding cold-weather performance

• Low-temparature operation, capable of running in environments as cold as -30°C.

• Taking the year-round wasther conditions in Helsinki, Finland a5 an example, even during extremely cold and sudden weather, this heat pump can operate with backup heat sources. Moreover, the heat pump can essentially meet the year-round hesting needs of the house.

Heating working range

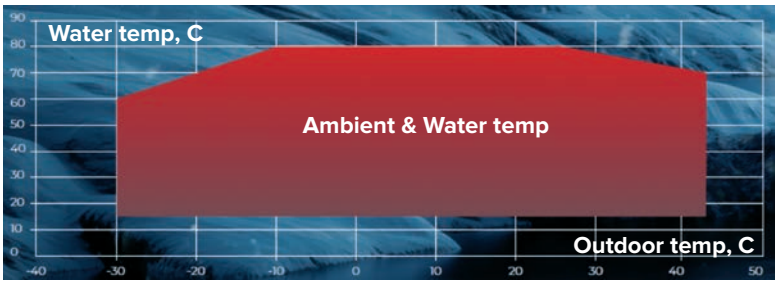

• Elevate home comfort with outlet water temperatures soaring up to 75°C.

• Added hygiene as GreenTherm cornes equipped with a disinfection feature, ensuring clean and sanitary water output.

Noise Reduction Technology

Nominal sound pressure lower to 42-48 dB(A)

• Compressor features advanced noise reduction technology and utillzes a high-efficlency, low-nolse motor.

• Optimized fan blades and improved airflow for a smoother alr output, further reducing nolse.

• Professional compressor base design reduces unit vibrations, consequently minimizing operational noise.

Full Inverter Technology

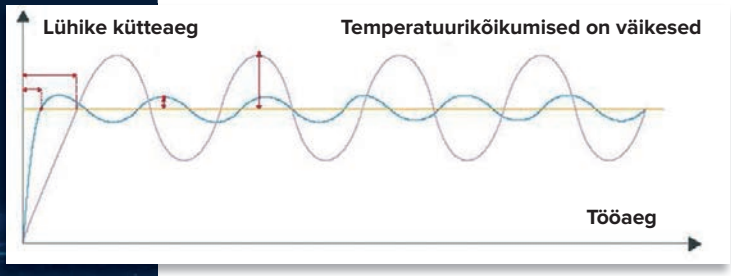

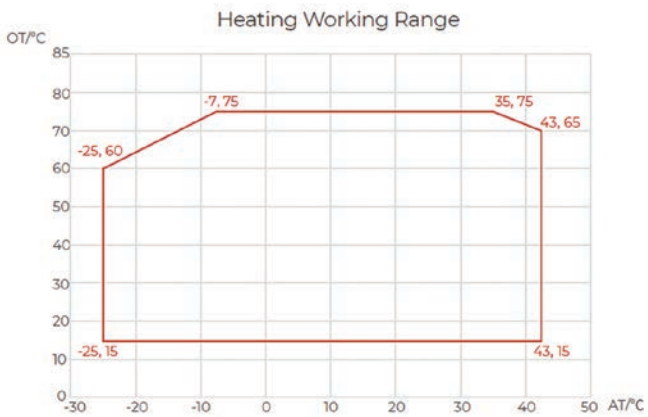

Stable Running at -25°C Ambient Temperature

Performs stably in environments as low as -25°C, maintaining efficiency even in extreme winter conditions.

AI Technology

AI Heat Pump integrates Europe local electricity prices, ambient temp., flow/return water temp., energy consumption, COP, and other data. Through advanced computation (AI Calculation), it determines the optimal compressor frequency and valve opening to maintain peak operating efficiency—maximizing COP and savings.

Dual Zone Control

Installation with Multifunc Module

Patented Design
Product Patent Number.
2L 2021 2 16182715

Compact Inner Structure Design
The compact Inner structure makes the water tank very fisible in installation und it won't take up too much space In the users' home.

Stable Temperature
Supplying stable hot or cool water for elther far coll or for heating coll. the water tank enables unars to anjoy more gentle cool air In summer, and the more stable and warm temperature in winter.

Separate DSS Liner
The Duplex Stainless Steel(D55) liner Is strongly anti-corrosion and quake proofed which enaures long service llfe. Besides, with it, the heat pump can provide stable hot water while performing house hanting.

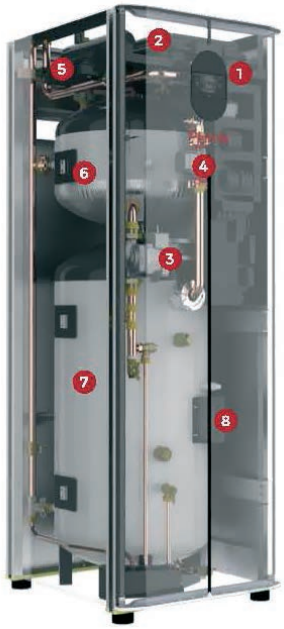

1) Color controller
2) Expansion tank 12l
3) Circulation pump (Optional)
4) 3-way valve for DHW
5) Electric heater for heating 3+6 kW
6) Accumulator tank 60l
7) Hot water tank 180l
8) Electric heater for DHW 2 kW

	MULTIFUNCTION (ALL IN ONE)
Power Supply	380-415V/50Hz
Max. Power input (kW)	13.2
Max. Current input (A)	20
Net Weight (kg)	137
Electrical Heater (kW)	3+6
Electrical Heater DHW (kW)	2
DHW tank volume (L)	180
Buffer tank volume (L)	60
Expansion tank volume (L)	12
Water connection on the heat pump side supply/return (inches)	1
Cabinet type	Galvanizes sheet metal
Unit Dimensions (L x W x H) mm	665x595x1800
Shipping Dimensions (L x W x H) mm	780x685x1950

Installation with Hydraulic Module

Integrated hydraulic components to make Installation easier.

Include a modulating electric heater, speed up the heating in extremely cold weather accordingly.

With an electrical box, It's convenlent for cable wiring and maintenance.



1) Color controller
2) Expansion tank 10l
3) Circulation pump (Optional)
4) 3-way valve for DHW
5) Electric heater 3+6 kW

HydroBox Flixx-10 contains integrated main components including water pump, valves, filters, constant pressure water filling device, electric control unit, etc.

This unit has one of the thinnest housings on the market - its depth is 295 mm.

	HydroBox Flixx-10 white/black
Power Supply	380-415V/3N/50Hz
Water Temp. Range (C)	5-75
Filling Water Connection (inch)	3/4
Drain Connection (inch)	3/4
Heat Pump Side Water Connection (inch)	1
Heating Side Water Connection (inch)	1
Hot Water Side Water Connection (inch)	1
Max. Water Pressure (bar)	3
Water Head (m), flow rate is 1.7m^3/h	9.8
Water Pressure Drop (kPa), flow rate is 1.7m^3/h	22
Expansion Tank (L)	10
Electrical Heater (kW)	3+6
Sound Pressure at 1 Meter (dB(A)), flow rate is 1.7m^3/h	35
Dual Zone Control	Yes
Net Weight (kg)	53
Unit Dimensions (L x W x H) mm	665x485x295

BLIZZARD GX

SPECIFICATIONS:

	BLIZZARD GX 2-10	BLIZZARD GX 4-13	BLIZZARD GX 5-23
Power Supply	220-240V~/50Hz	380~415V/3N~/50Hz	380~415V/3N~/50Hz
Heating Condition – Ambient Temp.(DB/WB): 7/6°C. Water Temp. (In/Out): 30/35°C			
Nominal Capacity (kW)	7	10	17
Heating Capacity Range (kW)	1.80-9.60	4.56-14.37	5.30-23.20
Heating Power Input Range (kW)	0.49-2.35	0.96-4.17	1.25-6.51
Heating Condition – Ambient Temp.(DB/WB): 7/6°C. Water Temp. (In/Out): 47/55°C			
Nominal Capacity (kW)	7	9.27	17
Heating Capacity Range (kW)	2.25-8.30	3.60-12.88	6.12-22.86
Heating Power Input Range (kW)	0.93-3.09	1.44-5.32	2.52-7.98
Heating Capacity (A-7W35 EN 14511) (kW)	6,2	10.42	16.08
Heating Power Input (A-7W35 EN 14511) (kW)	2,11	4.37	5,7
COP (A-7W35 EN 14511) (kW/kW)	2,93	2.61	2.82
Heating Capacity (A-7W55 EN 14511) (kW)	5,87	10.07	14.79
Heating Power Input (A-7W55 EN 14511) (kW)	2,56	5.06	6.99
COP (A-7W55 EN 14511) (kW/kW)	2,29	1.99	2.12
Cooling Condition – Ambient Temp.(DB/WB): 35/24°C. Water Temp. (In/Out): 23/18°C			
Cooling Capacity Range (kW)	2.10-9.90	4.03-14.5	3.20-20.2
Cooling Power Input Range (kW)	0.50-3.25	1.00-4.86	1.30-7.52
Cooling Condition – Ambient Temp.(DB/WB): 35/24°C. Water Temp. (In/Out): 12/7°C			
Cooling Capacity Range (kW)	1.60-6.75	3.12-10.47	3.90-17.00
Cooling Power Input Range (kW)	0.60-2.65	1.04-4.46	1.80-7.50
Max. Power Input (kW)	3,9	6.3	9.1
Max. Current Input (A)	17	12.2	16.1
ERP Level at outlet water temperature 35°C	A+++	A+++	A+++
ERP Level at outlet water temperature 55°C	A++	A++	A++
Refrigerant Type	R290	R290	R290
Refrigerant Volume (kg)	0,65	1	1,4
Sound Pressure (1m) (dB(A))	45	46	48
Sound Power Level (EN12102) (dB)	56	61	67
Net Weight (kg)	115	150	220
Unit Dimension(L/W/H) (mm)	1173 x 403 x 800	1287 × 458 × 928	1250 × 540 × 1330
Shipping Dimension(L/W/H) (mm)	1300 × 485 × 935	1420 × 540 × 1080	1380 × 570 × 1480
Compressor Brand	GMCC	GMCC	GMCC
Circulation Pump Brand	SHIMGE	SHIMGE	SHIMGE
Operating Ambient Temperature	-25...+43	-25...+43	-25...+43
Fan Motor Type	DC	DC	DC
Water Connection (inch)	1	1	1
Rated Water Flow (m^3/h)	1,2	2.9	2,0
Water Pressure Drop @Rated Water Flo (kPa)	15	30	32
Circulation Pump Head @Rated Water F (m)	7,5	8	10,4
Cabinet Type	Galvanized sheet+ABS	Galvanized sheet+ABS	Galvanized sheet+ABS

ICEFALL

SPECIFICATIONS:



	ICEFALL 2-11 AI PRO	ICEFALL 4-17 AI PRO	ICEFALL 6-24 AI PRO
Type	Compact · 1-phase · Single circuit	Standard · 3-phase · Single circuit	High-capacity · 3-phase · Single circuit
Energy class 35/55 °C	A+++ / A+++	A+++ / A+++	A+++ / A+++
Operating range	−30 to +45 °C	−30 to +45 °C	−30 to +45 °C
Max outlet temp.	80 °C	80 °C	80 °C
Nominal capacity A7/W35, kW	6	12	17
COP at nominal (A7/W35)	5.38	4.84	4.71
Heating range A7/W35, kW	1.90–10.69	4.46–16.81	6.0–24.06
COP at nominal (A7/W55)	3.41	3.24	3.25
Heating range A7/W55, kW	1.06–9.97	4.25–16.87	6.0–22.69
Heating BOOST @ −15 °C/W35, kW	5.9	11.35	14.23
Heating BOOST @ −15 °C/W55, kW	5.55	11.44	14.04
SCOP at 35 °C	5.56	5.09	5.17
SCOP at 55 °C	4.09	3.85	3.97
Cooling capacity range, kW	1.12–6.82	3.44–14.14	4.0–18.0
Cooling power input range, kW	0.57–2.54	1.01–5.14	1.7–7.2
Compressor	Twin Rotary EVI · GMCC	Twin Rotary EVI · GMCC	Twin Rotary EVI · GMCC
Fan type	DC Motor	DC Motor	DC Motor
Max power / current, kW / A	3.60 / 15.50	7.40 / 11.30	9.71 / 15.00
Refrigerant / charge	R290 / 0.7 kg	R290 / 1.0 kg	R290 / 1.3 kg
Power supply	220–240 / 1N~ / 50	380–415 / 3N~ / 50	380–415 / 3N~ / 50
Water connection	G 1''	G 1''	G 1''
Rated water flow, m^3/h	1.03	2.06	2.92
Pump head @ rated flow, m	7	7.8	10.4
Sound pressure @ 1 m, dB(A)	39	42	45
Sound power (EN 12102), dB(A)	48	51	51
Net weight, kg	133	148	200
Dimensions L×W×H, mm	1370×590×915	1370×590×915	1370×590×1335







FLURRY 11-40

SPECIFICATIONS:

HEATING — A 7 / W 35 (°C) EN 14511	
Nominal capacity, kW	24
Capacity range, kW	11 – 40
COP range, W/W	3.60 – 4.88
HEATING — A-7/ W55 (°C) EN 14511	
Capacity range, kW	7.50 – 23.60
COP range, W/W	2.00 – 3.01
SEASONAL PERFORMANCE (SCOP) EN 14825	
SCOP at 35 °C	5.1
SCOP at 55 °C	4.0
SCOP at 65 °C	3,2
COOLING — A 35/ W 7 (°C)	
Capacity range, kW	8.45 – 31.00
EER range, W/W	2.41 – 3.20
COMPRESSOR, ELECTRICAL & HYDRAULIC	
Compressor type / brand	EVI Scroll · Hitachi
Fan type / qty	EC Fan × 2
Max power / current, kW / A	15.0 / 22.3
Refrigerant / charge	R290 / 3.2 kg
Power supply, V / Ph / Hz	380–415 / 3N~ / 50
Water connection / flow, inch / m^3/h	G 1-1/2'' · 4.13
DIMENSIONS, WEIGHT G ACOUSTICS EN 12102	
Unit dimension L×W×H, mm	1515×680×1790
Net weight, kg	420
Sound power / pressure 1 m, dB(A)	63 / 47

AI Smart Assistant

Operate and ajust the heat pump via voice assistant

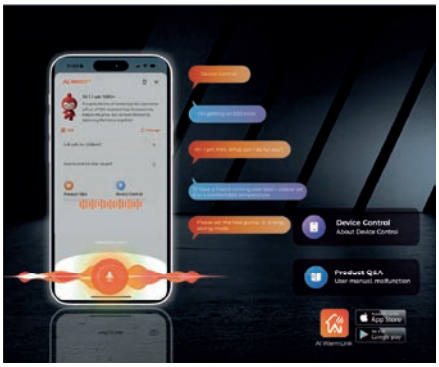

Operating Envelope

Expanded Capacity Range: first 4 kW & 7 kW EVI residential heat pumps from FLIXX, covering a wider range of household applications
Jointly Developed Drive System: Co-developed with GMCC, the back-EMF motor is precisely matched to EVI operating conditions, balancing high performance with long-term reliability

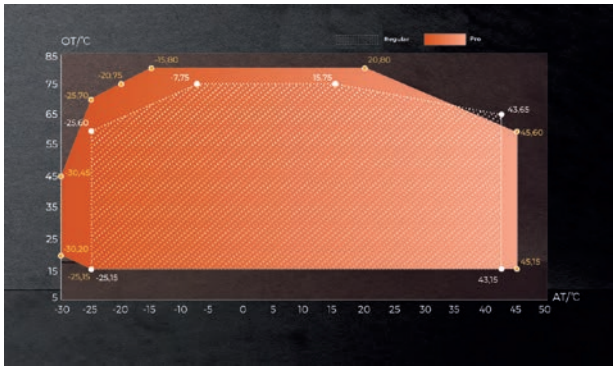

Features and benefits

of FLIXX heat pumps



Integrated Design
The integrated design integrates the heat pump system into a single unit, saving installation space and simplifying maintenance. In addition, placing the heat pump outdoors not only frees up indoor space, but also eliminates the risk of refrigerant leakage in the room, creating a more comfortable and safe environment for the user.

Patented Defrost Technology
Equipped with PHNIX's exclusive defrost technology, our motherboard has outstanding defrost control capabilities. This advanced technology not only improves the heat pump's efficiency, but also extends its overall lifespan, ensuring stable and reliable operation even in the harshest conditions.

Fully upgraded motherboard
New motherboard with more features

Plug and play design
SG-Ready compatibility
Dual-zone control (different outlet temperatures)
Temperature compensation

Smart Touch Display

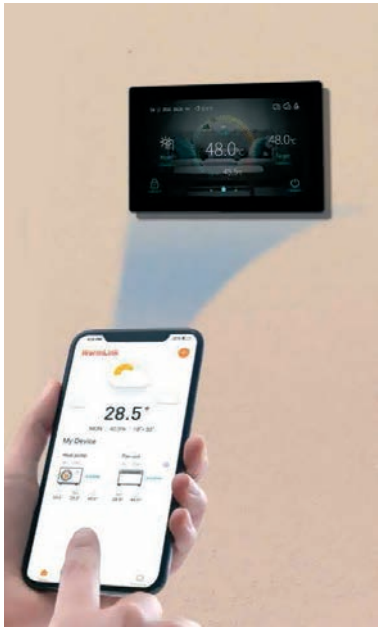

Touch Operation
• Effortless touchscreen controls for easy operation.
•Sleek and aesthetic design for simplicity.

Versatile Installation
• Wall-mountable with the option for watarproof casing.
• Adaptable to various installation scenarios.

Multi-Language Support
With support for up to 13 languages, it offers a user-friendly experience catering to a diverse global audlence.

Advanced Monitoring and Recording
• Access to temperature curves for water. ambient, and environmental conditions within the last 45 days.
• Retrieva operational data under different loads, facilitating comenter Installation, debugging, and after-sales service.

www.flixxair.com

FLIXX
Flip your life

Cascade Controller



- Connection of up to 16 heat pumps into a single system.
- Weather-dependent regulation.
- Rotation of units based on compressor operating time.
- Proportional activation of units depending on the building's needs for heat or cold.
- Automatic addressing of units.
- Smart control of the defrosting process.

Smart control family

Remote control, monitoring and maintenance system Warmlink and IOT Cloud
All FLIXX heat pumps are equipped with a wireless module that allows connection to a remote monitoring and control system.
Connection is via Wi-Fi or 4G communication module integrated into the heat pump housing.

Warmlink application for smartphone:
- Temperature adjustment.
- Setting of operating timers.
- Switching of operating modes.
- Notifications about faults.
- Monitoring of energy consumption.

Cloud service IOT Cloud for installation and maintenance companies:
- Full access to all installed devices.
- Operation statistics, graphs, changing settings and
remote diagnostics of devices.
- Software updates.
- Monitoring and reporting of faults via email or web interface 24/7.
- Remote support and maintenance work from the device manufacturer.

Swimming pool heat pump Njord

Advanced Heat Pump Technology
Not only is the unit designed with superior appearance, but also powerful performance. With mature inverter technology combined with the adoption of Mitsubishi compressor, the unit can maintain high COP at 16 while running silently, which create wonderful swimming atmosphere for you!

Low Noise Running
A fully enclosed cabinet is specially designed for the compressor so that the running noise can be kept inside and the noise of the whole unit can maintain very low.

Double-side Airflow Outlet
The unit uses own patent double-side airflow cabinet which through years of application in the market is proven to be highly efficient in heat exchange and outstandingly silent during operation.

Matt-finished Sheet Metal Cabinet
On the cabinet, the lively interplay of matt-finished surfaces combined with irregular shaped pattern is reminiscent of a high-performance swimming pool heat pump products.

Modern Controller
The unit utilizes a smart big button and touch combined display which is incomparably easy to use. Moreover, the display can be installed simply by plugging in the machine and removes easily when maintenance and replacement.

App control
Simplify your life with AQUA TEMP. Via connection by Bluetooth, Wi-Fi and 4G, your can take full control of your swimming pool heat pump from anywhere in your home or office with a single app on your smartphone.

FLIXX Njord models	SP 20-40	SP D30-55	SP 40-70	SP 50-85	SP 60-100	SP3 70-115	SP3 80-130
Advised pool volume (m^3)	20-40	30-55	40-70	50-85	60-100	70-115	80-130
Operating air temperature (°C)	-10~43						
Rated power	1,6	2,13	2,36	3,22	3,17	4,91	5,28
Refrigerant	R32						
Certification	CE						
Air 27°C/Water 26°C / Humid. 80%							
Heating Capacity(kW)	1.4~7.1	1.9~9.5	2.4~13	2.5~17.8	3.5~20	7.7~25	7.8~27.8
Consumed power (kW)	0.087-1.09	0.118-1.39	0.145-1.96	0.151-2.78	0.214-3.07	0.481~4.10	0.488~4.71
COP	16~6.5	16.1~6.8	16.5~6.6	16.5~6.4	16.3~6.5	16.0~6.1	16.0~5.9
Air 15°C/Water 26°C/Humid. 70%							
Heating Capacity(kW)	1.1-5.5	1.4~7.0	1.6~9.1	2.3~12.8	2.5~14.7	4.9~18.9	5.0~21.2
Consumed power (kW)	0.157-1.22	0.205-1.48	0.238-1.89	0.353-2.66	0.357-3.19	0.754~4.11	0.769~4.81
COP	7~4.5	6.8~4.7	6.7~4.8	6.5~4.8	7~4.6	6.5~4.6	6.5~4.4
Air 10°C/Water 26°C/Humid. 64%							
Heating Capacity(kW)	0.9-4.0	1.2-5.5	1.6-7.2	2.0-9.8	2.6-11.3	3.6-14.2	3.7-15.9
Consumed power (kW)	0.20-1.25	0.27-1.72	0.33-2.18	0.40-2.80	0.58-3.32	0.80-4.06	0.82-4.68
COP	4.5-3.2	4.5-3.2	4.8-3.3	4.9-3.5	4.5-3.4	4.5-3.5	4.5-3.4
Air 35 °C /Water 28 °C / Humid 80 %							
Cooling Capacity(kW)	1.92-3.5	1.92-3.5	2.06-3.65	2.50-4.54	4.64-8.96	6.56-11.40	6.56-11.40
Consumed power (kW)	0.48-1.14	0.48-1.14	0.50-1.29	0.85-2.01	1.21-2.64	1.61-3.17	1.61-3.17
EER	4.0-3.07	4.0-3.07	4.12-2.83	2.94-2.26	3.83-3.39	4.07-3.60	4.07-3.60
Power Supply	220-240V~/1Ph 380V~/3N						
Fan Quantity	1	1	1	1	1	1	1
Fan Speed (RPM)	400-700	400-750	400-800	400-750	500-750	500-800	500-850
Sound Pressure 1m dB(A)	36-45	36-46	37-47	40-50	41-51	43-53	45-54
Sound Pressure of 50% capacity at 1m dB(A)	42	43	44	44	45	47	47
Sound Pressure 10m dB(A)	16-25	16.5-27	19-28.5	20-30	21-31	23-33	25-34
Water Connection (mm)	50						
Water FlowVolume (m^3/h)	2,4	3,2	4,1	5,2	5,6	10,3	12,5
Water Pressure Drop (max) kPa	2	3	4	5	6	7	8
Net Dimensions L/W/H (mm)	1030*455*635	1030*455*635	1030*455*635	1130*500*800	1210*530*900	1210*530*900	1210*530*900

FRIDA NORDIC

SPECIFICATIONS:

Item	Unit	FD09MI-NRD	FD12MI-NRD	FD18MI-NRD	FD24MI-NRD
Rated Capacity — Cooling	W	2800 (700~3300)	3600 (1000~4200)	5400 (1500~6000)	7200 (2400~8000)
Rated Capacity — Heating	W	3300 (700~3300)	4300 (1000~4500)	5900 (1600~6100)	7700 (2400~8300)
Rated Power Consumption — Cooling	W	755	1025	1525	2030
Rated Power Consumption — Heating	W	740	995	1450	2000
Rated Running Current — Cooling	A	3,6	4,9	7,3	9,7
Rated Running Current — Heating	A	3,5	4,8	6,9	9,6
Max. Input Power	W	1200	1600	2400	3400
Max. Input Current	A	8,3	9,1	11,2	15,9
SEER class		A+++	A+++	A+++	A+++
SEER value		9	9	9	9
SCOP class		A+++/A+++	A+++/A+++	A+++/A+++	A+++/A+++
SCOP value		6.0/5.5/5.1	6.0/5.5/5.1	6.0/5.5/5.1	6.0/5.5/5.1
Power supply source	V/Ph/Hz	220-240V-1-50Hz	220-240V-1-50Hz	220-240V-1-50Hz	220-240V-1-50Hz
Refrigerant type		R32	R32	R32	R32
Refrigerant Charged	g	420g/675/0.284tonnes	580g/675/0.392tonnes	740g/675/0.499tonnes	840g/675/0.567onnes
Air Flow Volume	m^3/h	320/350/400/480/650	370/430/520/580/750	610/700/780/870/900	630/820/990/1100/1300
Noise level [+/- 3dB] indoor	dB(A)	20/24/27/31/35	21/24/27/31/37	24/28/33/37/42	26/32/35/39/45
Noise level [+/- 3dB] outdoor	dB(A)	49	51	52	54
Indoor unit weight (Net)	Kg	8,5	10,5	13	16,5
Outdoor unit weight (Net)	Kg	23	24	30	41
Indoor unit configuration					
Fan system — Type		cross-flow fan	cross-flow fan	cross-flow fan	Cross-flow fan
Fan system — Material		AS	AS	AS	AS
Fan system — Type		AC/DC	AC	AC	DC
Packing Type (6 face / 4 face)		6	6	6	6
Net Dimension (Width × Depth × Height)	mm	726250190	825290200	940320230	1120320230
Outdoor unit configuration					
Stop Valve — Liquid Valve	Inch	1/4''	1/4''	1/4''	1/4''
Stop Valve — Gas Valve	Inch	3/8''	3/8''	1/2''	5/8''
Compressor Model		FTz-AN089ACBA-D	FTz-AN108ACBD	FTz-AM142AFBA	FTZ-SM180AXBA-A
Compressor Parameter — Drive mode		AC/DC	DC	DC	DC
Compressor Parameter — type		ROTARY	ROTARY	ROTARY	ROTRAY
Compressor Brand		LAMDA-GREE	LAMDA-GREE	LAMDA-GREE	LAMDA-GREE
Net Dimension (Width × Depth × Height)	mm	788300540	788300540	888295600	989705342
Packing Dimension (W × D × H) Till Valve cover	mm	825380590	825380590	915390670	1030780435
Common parameters					
Max pipe length	m	25m	25m	30m	35m
Max height difference	m	10m	10m	15m	20m
Standard pipe length (no add. refrigerant required)	m	3m	3m	3m	3m
Ambient temperature (cooling)	°C	+16 ~ +55	+16 ~ +55	+16 ~ +55	+16 ~ +55
Ambient temperature (heating)	°C	-28 ~ +24	-28 ~ +24	-28 ~ +24	-28 ~ +24

SPECIFICATIONS:

Model				SK09AG27AIR	SK12AG35AIR	SK18AG53AIR	SK24AG71AIR
Nameplate Parameter	Rated Capacity	Cooling	W	2650 (700~3100)	3540 (1000~4200)	5280 (1500~6000)	7100 (2400~8000)
		Heating	W	2750 (700~3200)	3680 (1000~4500)	5400 (1600~6100)	7420 (2400~8300)
	Rated Input Power	Cooling	W	752	1020	1510	2150
		Heating	W	736	992,0	1450	1998
	Rated Input Current	Cooling	A	3,6	4,9	7,2	10,3
		Heating	A	3,5	4,7	6,9	9,6
	Max. Input Power		W	1200	1600	2400	3400
	Max. Input Current		A	8,3	9,1	11,1	15,8
	SEER		CLASS	A++	A++	A++	A++
			W/W	6,83	7,01	6,81	6,82
	SCOP		CLASS	A+/A+++	A+/A+++	A+/A+++	A+/A+++
			W/W	4,21	4,22	4,20	4,13
	Power supply source		V/Ph/Hz	220-240V-1-50Hz	220-240V-1-50Hz	220-240V-1-50Hz	220-240V-1-50Hz
	Refrigerant			R32	R32	R32	R32
	Refrigerant Charged			0.31 kg	0.450 kg	0.72 kg	0.9 kg
	Air Flow Volume		m³/h	320/350/400/480/550	610/540/480/420	610/700/780/870/900	630/820/990/1100/1200
	IDU-Noise level		dB(A)	20/24/27/31/35	20/24/27/31/35	24/28/33/37/42	26/32/35/39/45
	ODU-Noise level		dB(A)	50	50	52	54
	Indoor unit weight (Net)		kg	8	8,5	10	14
	Outdoor unit weight (Net)		kg	25	25	30	34
	Indoor unit weight (Gross)		kg	10	11	13	17
	Outdoor unit weight (Gross)		kg	27	27	33	37
Indoor unit configuration	Net Dimension (WidthxDepthxHeight)		mm	700*250*190	810*290*190	910*320*230	1100*320*230
	Packing Dimension (WidthxDepthxHeight)		mm	775*320*285	875*375*285	985*375*315	1165*395*315
Outdoor unit configuration	Connection	Liquid Valve	inch	1/4"	1/4"	1/4"	1/4"
		Gas Valve	inch	3/8"	3/8"	1/2"	5/8"
	Compressor Parameter	type		ROTARY	ROTARY	ROTARY	ROTARY
		Brand		HIGHLY	GMCC	GREE	GREE
		Throttling gear		capillary	capillary	capillary	capillary
	Net Dimension (WidthxDepthxHeight)		mm	738*246*462	738*246*462	800*285*520	860*290*530
	Packing Dimension (WidthxDepthxHeight)		mm	775*315*495	775*315*495	825*380*570	915*390*640
Common parameters	Max pipe length		m	25	25	30	35
	Max height difference		m	10	10	15	20
	Standard pipe length (no additional refrigerant required)		m	3.5	3.5	3.5	3.5
	Ambient temperature (cooling)		°C	+16 ~ +48	+16 ~ +48	+16 ~ +48	+16 ~ +48
	Ambient temperature (heating)		°C	-15 ~ +24	-15 ~ +24	-15 ~ +24	-15 ~ +24

Energy-saving ventilation

Energy recovery fan provides fresh air with minimal energy costs

EPS integrated structure + galvanized steel
Good sealing, strong and durable machine body with smooth and low noise airflow.

Automatic bypass
100% bypass, switches according to indoor and outdoor air temperature.

Optional intake and exhaust air direction
Optional air inlet and outlet in different directions, easy on-site installation and pipe layout according to on-site conditions.

Heat Recovery Mode

In this mode, the energy in the exhaust air can be reused to heat (in winter) or cool (in summer) the fresh air, reducing energy loss.

Bypass mode

When the outdoor air is comfortable, fresh air can be directly introduced into the room without heat exchange, and at the same time, the air blown out of the room can be discharged to improve indoor air quality.

Auto Start Mode

The unit will operate automatically according to the timer setting. When the auto bypass function is ON, the unit will operate in heat exchange mode or bypass mode depending on the outdoor temperature.

Sleep mode

In sleep mode, the device operates at the lowest speed and the backlight is turned off.

Main features

① Fan speed selection
② Pressure balancing
③ Screen lock
④ ON/OFF timer
⑤ Weekly timer
⑥ Filter/heat exchanger alarm
⑦ Shutdown memory
⑧ Fault alarm
⑨ Auto bypass
⑩ Auto defrost
⑪ Engineer mode

Advanced features

① Low temperature operation
② Temperature correction
③ Advanced sleep function
④ Smart airflow compensation

Reserved functions

① Cloud control
② Forced air dehumidification
③ Forced CO2 removal
④ Filter pressure switch alarm
⑤ Various signal connections

Occlusal edge sealing technology
Improves the overall strength of the machine and makes it work more smoothly.

High efficiency and energy saving
Plastic encapsulated DC motor with low power consumption, high static pressure and long service life.

Full heat exchanger with plastic frame
High heat exchange efficiency, integrated compact and delicate filter slider.

FRIGG – horizontal heat recovery ventilation

Touch control

APP Management

Supplied kit:
- Electric preheater
- CO2 sensor
- Humidity sensor
- WI-FI
- H10 Filter
- DC FAN
- Enthalpy heat exchanger
- Modbus control
- Auto Bypass function
- Automatic control based on humidity, CO_2 and VOC levels

SPECIFICATIONS:

Model	FRIGG FAH-250 Advance	FRIGG FAH-350 Advance	FRIGG FAH-500 Advance	FRIGG FAH-650 Advance	FRIGG FAH-800 Advance	FRIGG FAH-1000 Advance
Airflow (m^3/h)	250	350	500	650	800	1000
External pressure (Pa)	85	160	120	120	150	170
Power [W]	62	140	165	252	335	420
Temperature exchange efficiency [%]	80-86	80-89	80-87	80-86	80-85	80-90
Noise dB(A)	28	32	34	35	35	37
Net weight (Kg)	23	30	33	38	48	54
Enthalpy exchange efficiency [%], cooling	70-83	72-84	69-83	69-82	70-81	71-86
Enthalpy exchange efficiency [%], heating	79-86	80-89	78-87	77-86	71-82	74-87
Power supply	220-240 V. 50/60Hz, 1 ph					

Working environment: temperature -20°C ~45°C, relative humidity below 85% RH.
Test standard: Japanese standard JISB 8628-2017/8639-2017.

SPECIFICATIONS:

Model	FRIGG FAH-1500 Advance	FRIGG FAH-2000 Advance
Airflow (m^3/h)	1500	2000
External pressure (Pa)	175	150
Power [W]	670	850
Temperature exchange efficiency [%]	80-85	80-90
Noise dB(A)	39	40
Net weight (Kg)	105	117
Enthalpy exchange efficiency [%], cooling	71-81	71-86
Enthalpy exchange efficiency [%], heating	72-82	73-87
Power supply	220-240 V. 50/60Hz, 1 ph	

Working environment: temperature -20°C ~45°C, relative humidity below 85% RH.
Test standard: Japanese standard JISB 8628-2017/8639-2017.

JOTNAR – vertical heat recovery ventilation

APP Management

- Enthalpy heat exchanger
- Electric preheater
- CO2 sensor
- Humidity sensor
- WI-FI
- H10 Filter
- Modbus control
- Auto Bypass function
- Automatic control based on humidity, CO_2 and VOC levels

SPECIFICATIONS:

Model	JOTNAR FAV-250 Advance	JOTNAR FAV-350 Advance	JOTNAR FAV-500 Advance
Device voltage [V/50 (60) Hz]	230	230	230
Airflow (m^3/h)	250	350	500
External pressure (Pa)	130	150	160
Temperature exchange efficiency [%]	83	77	78
Enthalpy efficiency [%]	78	72	73
Max power [W]	137	285	440
Air temperatures [°C]	-25...+40		
Housing material Galvanized steel Insulation	EPP		
Connected air duct diameter [mm]	144	144	196
Noise dB(A)*	35	37	39
Energy efficiency class	A+	A	A
Net weight (Kg)	40	40	50

Note: Data is measured under conditions where the airflow is 70% of maximum volume and the static pressure is 50 Pa.



NOTT – DC inverter

ventilation air-to-air heat pump

- Smart Air Quality Detector
- Electric Preheater
- CO2 Sensor
- Humidity Sensor
- WI-FI
- VOC Sensor
- EC FAN
- Cross-Counterflow Enthalpy Heat Exchanger

SPECIFICATIONS:

Model			AC-HTPF35	AV-HTPF60	AV-HTPF90
Airflow		(m^3/h)	350	620	950
Exhaust airflow (ventilation mode)		(m^3/h)	350	620	950
Exhaust airflow (heating/cooling mode)		(m^3/h)	350	620	950
External static pressure		Pa	100	100	100
Ventilation mode	Temperature efficiency (heating)	%	77	78	77
	Temperature efficiency (cooling)	%	72	72	73
	Enthalpy efficiency (heating)	%	76	77	70
	Enthalpy efficiency (cooling)	%	70	65	66
	Power input	W	185	451	788
	Current input	A	1,67	3,77	3,93
Cooling/Heating	Nominal cooling capacity	W	3798	6394	8293
	Maximum cooling capacity	W	4173	6946	8801
	Power input (cooling)	W	847	1243	1487
	Operating current (cooling)	A	4,43	6,55	6,95
	Nominal heating capacity	W	4631	6287	8870
	Maximum heating capacity	W	4981	6921	9110
	Power input (heating)	W	790	1033	1427
	Operating current (heating)	A	3,91	5,74	6,76
Noise		dB(A)	37 / 42	40/44.6	41/46
Power supply		220V 1 ph 50/60Hz			
Dimensions		mm	600*760*1040	740*1050*1030	740*1090*1170
Net weight		Kg	135	165	190
Air inlet/outlet diameter		mm	195	245	245
Air inlet/outlet height		mm	40	40	40
Base frame height		mm	40	40	40
Drain pipe		G1/2 21mm			
Refrigerant			R32	R32	R32
Refrigerant charging		g	370	500	660

ENERGY RECOVERY VENTILATOR

WL-ERV60

- Top Air Inlet/Outlet
- New Structure Design
- New Control Function
- Multiple Functional Versions Available
- Suitable for 10~20 m^2 rooms
- Elegant decorative front panel
- Reversible fan with low energy consumption
- Auto shutter to prevent air back drafting
- Installation can be done internally
- Wireless pairing operation function optional
- Silent operation
- Mold prevention
- Humidity control

REVERSIBLE DC FAN
The reversible DC duct fan is characterised by its low power consumption and silent operation. The fan motor features built-in thermal protection and ball bearings for a long lifespan.



HIGH EFFICIENCY
ENERGY REGENERATOR

closed

open

AUTO SHUTTER
Auto shutter can prevent the insects entering and the cold air flowing backward when the unit stops. It's top air outlet for uniform air supply.

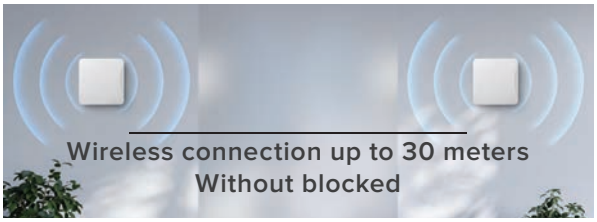

OPTIONAL WIRELESS PAIRING OPERATION

- Wireless control
- No extra controller
- No extra costs for installation
- No impact on existing decoration

OPTIONAL WIFI FUNCTION
The remote control is standard, while WIFI function is optional.

Voltage	100V~240V AC /50~60Hz
Air Flow in Supply/Exhaust Mode (L/M/H) (CMH)	20/43/60
Air Flow in Supply/Exhaust Mode (L/M/H) (CFM)	11.8/25.3/35.3
Air Flow in Regeneration Mode (L/M/H) (CMH)	10/21.5/30
Air Flow in Regeneration Mode (L/M/H) (CFM)	5.9/12.7/17.6
Max airflow (under fan boost mode) (CMH)	70
Max Airflow (under fan boost mode) (CFM)	41.2
Input Power (L/M/H) (W)	6.3/17.2/8.2
Sound pressure level dB(A)	18.9/25.2/28.7
Max RPM	2200
Regeneration Efficiency (%)	≥97
SEC Class	A+
Diameter of Duct (mm)	158
Product Size (mm)	230×243×499.7 (The length of duct in wall is 280~470 mm)
Weight (kg)	4.2

FLIXX

Flip your life

Flixx Europe OÜ
Valge 13
11415 Tallinn, Estonia

www.flixxair.com